

This document was provided by

# Compu*Direct*, Inc.

As a service to our customers.

If you received this file from anywhere other than

<http://www.printermalls.com>

please let us know at

[info@printermalls.com](mailto:info@printermalls.com)



## Service Guide ML380

### Chapter B Illustrated Parts Listing

## B.1 OVERVIEW

### B.1.01 General Information

This appendix will assist you in identifying the assemblies and parts of the product.

Use Section Four (Failure Analysis) to determine the defective part(s).

Locate the part and its part number in this section.

Appendix B is cross-referenced to Section Three (Maintenance).

#### Format

The format for this appendix is a series of tables with diagrams. The tables contain the item reference number, the Okidata and Oki-Japan (Oki-J) part numbers, the part description, a comments section, and the disassembly procedure.

Item	Okidata P/N Oki-J P/N	Description	Comments Refer to B.1.02	Disassembly Procedure
------	--------------------------	-------------	-----------------------------	--------------------------

Items with the comments RSPL (Recommended Spare Parts List), Consumable, Document, or Option are available from Okidata. Items without these comments are usually not stocked.

Some items are only available as assemblies. Every effort has been made to clearly indicate which items are in assemblies and which are not.

N/A will appear where a part number is not available

#### Current Part Numbers

Okidata has made every effort to include current part numbers in this Service Handbook *at the time of publishing*.

However, technical information frequently changes. These changes often include new or modified parts, with new or modified part numbers.

Please refer to the following resources for current part numbers and pricing.

- Okidata's Electronic Bulletin Board (Okilink II) contains current part numbers, prices, and recommended stocking levels for each item listed as a recommended spare part. For instructions on accessing Okilink II, refer to the Service Center Reference Guide.

- Okidata's Faxable Facts is an automated fax document retrieval system. Part numbers and pricing are available through Faxable Facts. For instructions on accessing Faxable Facts, refer to the Service Center Reference Guide.

- Okidata's Technical Information Group is a telephone support line reserved for Authorized Dealers. Part numbers and pricing are available through Technical Information. For instructions on accessing Technical

Information, refer to the Service Center Reference Guide.

**REMEMBER**

*Current part numbers, recommended stocking levels, and pricing information are available through Okilink II, Faxable Facts, and Technical Information. Refer to the Service Center Reference Guide for information on accessing these resources..*

---

Copyright 1997, Okidata, Division of OKI America, Inc. All rights reserved. See the OKIDATA Business Partner Exchange (BPX) for any updates to this material. (<http://bpx.okidata.com>)

---

## B.1.02 Definition of Terms

### Assemblies

Assemblies are parts grouped under a single description and/or part number. Generally, individual items in an assembly are not available from Okidata.

Assemblies are surrounded by broken line boxes in the diagrams.

Assemblies will say "Includes xx xx" under the *Comments* section of the tables.

Parts in assemblies will say "Part of xx" under the *Comments* section of the tables.

### Blank

Okidata does not recommend stocking this item. This item should be purchased on an **As Required Basis** *only*.

The availability of this item is *NOT* guaranteed by Okidata.

### Consumable

A consumable is a supply item which has a specified life and must be periodically replaced. It is purchased and installed by the end user. Okidata machines are designed to work *exclusively* with Okidata consumables. By using genuine Okidata consumable products, the investment made in the equipment is protected.

### Document

A document is a printed item which supports the service and marketing of a product. Various documents are available from Okidata.

### Drivers

Printer drivers are updated frequently. Please refer to Okilink II for the latest printer driver information.

### Firmware

Firmware is revised frequently. Please refer to Okilink II for the latest firmware information.

### Option

An option is a part/assembly which is added to a product. The option expands the products functionality. An option may or may not be installed by the end user. Instructions for installation accompany each option.

### Option RSPL

Okidata recommends that this part/assembly be on hand for servicing installed options.

## **RSPL**

Okidata recommends that this part/assembly be on hand for servicing.

## **Technical Service Bulletins**

Technical Service Bulletins (TSBs) are also referred to as Okidata's monthly mail.

The TSBs contain the latest information on firmware revisions, procedure changes, and technical information updates.

Okidata distributes the TSBs through Okilink II. The TSBs are issued monthly.

---

Copyright 1997, Okidata, Division of OKI America, Inc. All rights reserved. See the OKIDATA Business Partner Exchange (BPX) for any updates to this material. (<http://bpx.okidata.com>)

---

### **B.1.03 Parts Ordering Information**

#### **Service Center Reference Guide**

When a technician has successfully completed a Service Training Course for a product and the Dealer has become Service Authorized, an information package is provided to the Dealer. The Okidata Service Center Reference Guide outlines the following items.

- Responsibilities of Okidata Service Centers
- Spare parts and consumables information
- Procedures for warranty repairs
- Product Training, Certification, and Authorization
- Product Support information
- Okidata Depot information and services
- Third Party Service information
- Information about Okidata's Customer Information Center
- Okidata Service and Support telephone numbers.

The Service Center Reference Guide contains the procedures to follow for ordering parts. Please *read, understand, and follow* these procedures. Service Authorization for a specific product *must* be obtained before a Dealer can submit warranty claims.

Direct questions regarding the Service Center Reference Guide to Okidata Dealer Service. Refer to the Service Center Reference Guide for information on contacting Okidata.

#### **Placing a Parts Order**

All authorized Okidata resellers may order spare parts and consumables for Okidata products. Orders are placed through Okidata's Logistics Department.

Please refer to your Service Center Reference Guide for details on ordering parts.

You should have the following information available *before* you place your order.

- Okidata Dealer Authorization Number
- Okidata Customer Number
- Your Purchase Order Number

· Okidata Part Number(s)












Use this Appendix, Okilink II, Faxable Facts, or contact Okidata Technical Support to find the correct part number. Refer to the Service Center Reference Guide for information on contacting Okidata.

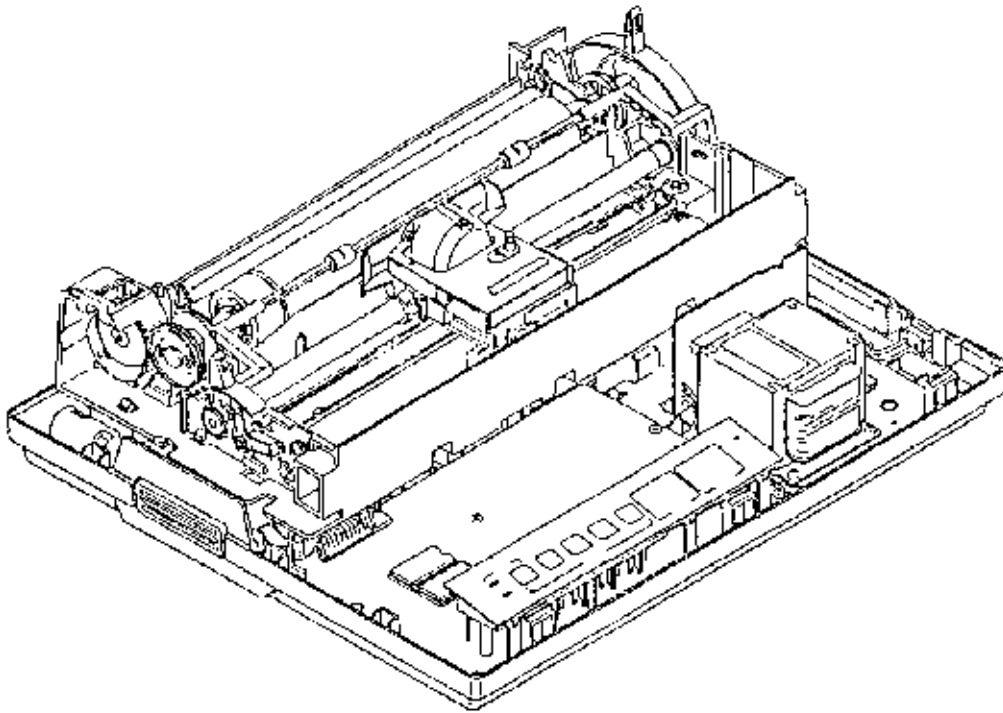
---

Copyright 1997, Okidata, Division of OKI America, Inc. All rights reserved. See the OKIDATA Business Partner Exchange (BPX) for any updates to this material. (<http://bpx.okidata.com>)

**B.2 CHARTS**

Below is an index to the illustrated parts breakdown charts.

<b>Description</b>	<b>Section</b>
Printer	<a href="#">B.2.01</a> 
Covers	<a href="#">B.2.02</a> 
Printer Unit	<a href="#">B.2.03</a> 
Printer Mechanism (1 of 3)	<a href="#">B.2.04</a> 
Printer Mechanism (2 of 3)	<a href="#">B.2.05</a> 
Printer Mechanism (3 of 3)	<a href="#">B.2.06</a> 
Option Parts	<a href="#">B.2.07</a> 
Consumables	<a href="#">B.2.08</a> 
Packaging	<a href="#">B.2.09</a> 
Documentation	<a href="#">B.2.10</a> 
Service Training Kit Revisions	<a href="#">B.2.11</a> 

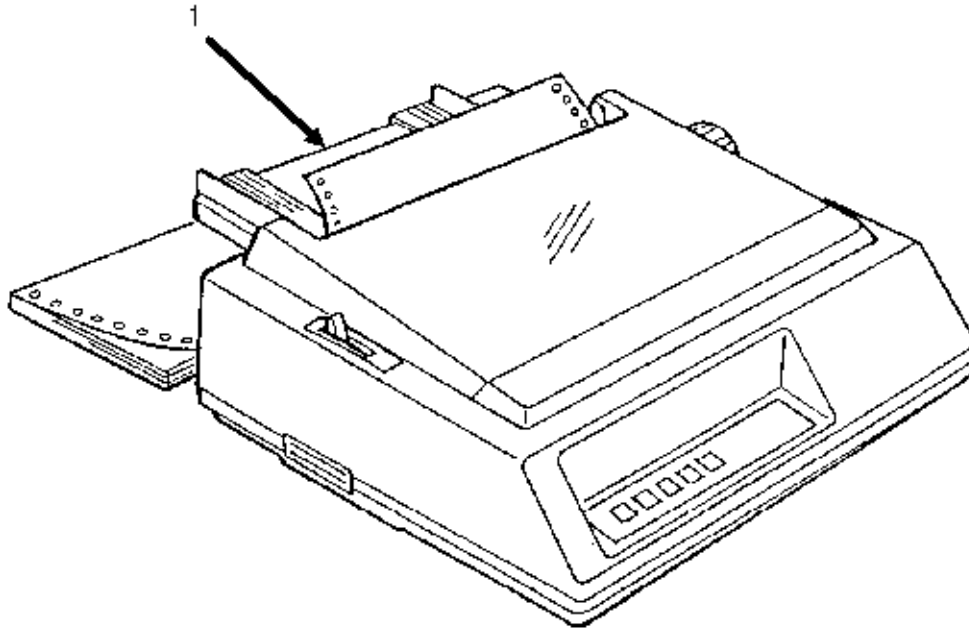




---

Copyright 1997, Okidata, Division of OKI America, Inc. All rights reserved. See the OKIDATA Business Partner Exchange (BPX) for any updates to this material. (<http://bpx.okidata.com>)

**B.2.01 Printer**

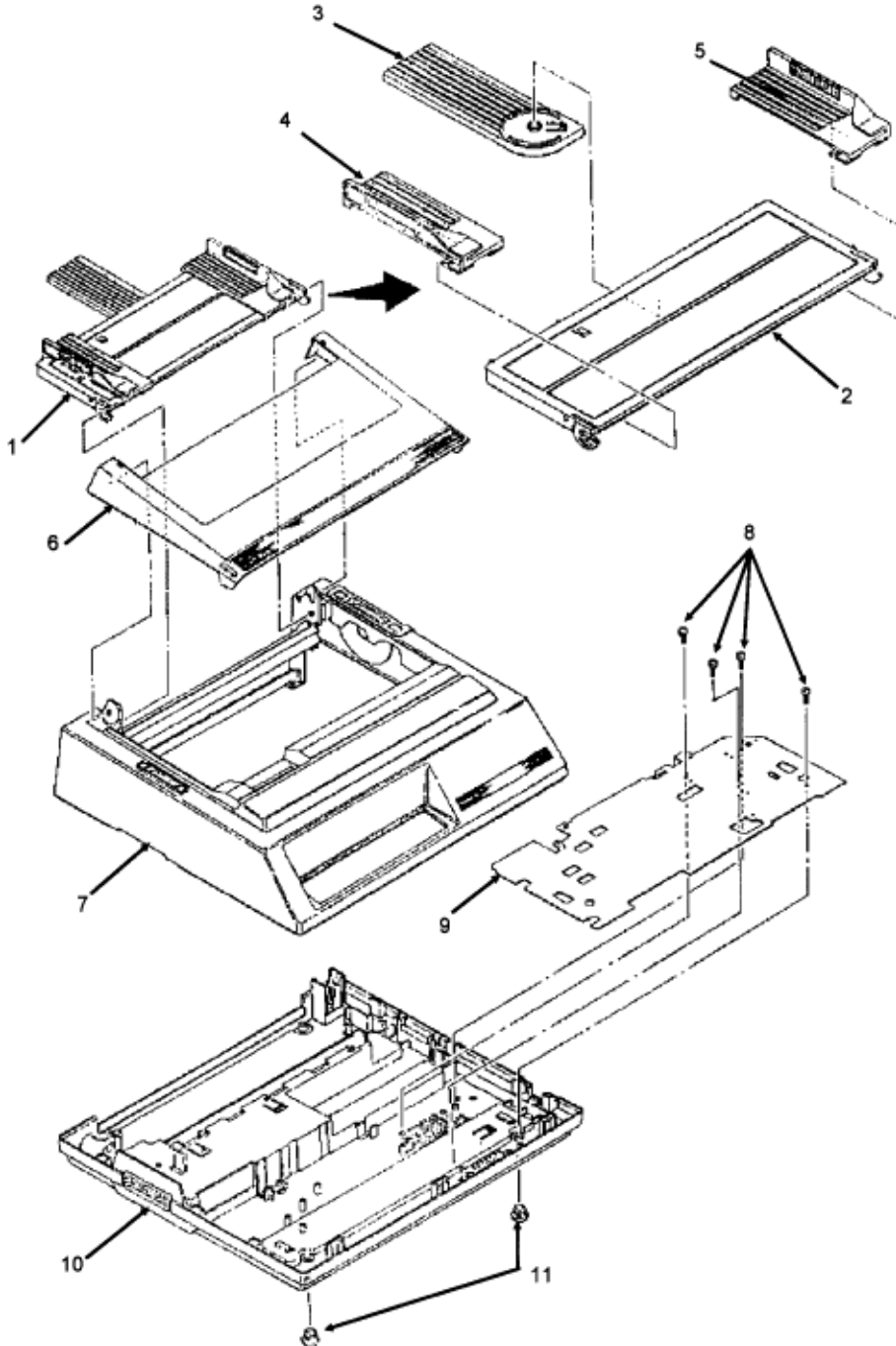
Part numbers are subject to change. Refer to Okilink II for current part numbers and pricing information.















Item	Okidata P/N Oki-J P/N	Description	Comments	Disassembly Procedure
1	62407901 N/A	Printer: ML380 Parallel (120V) Epson/LQ Comp.	<a href="#">Refer to B.1.02</a> 	N/A
2	62407902 N/A	Printer: ML380 Parallel (220V) Epson/LQ Comp.	<a href="#">Refer to B.1.02</a> 	N/A

**B.2.02 Covers**

Part numbers are subject to change. Refer to Okilink II for current part numbers and pricing information.



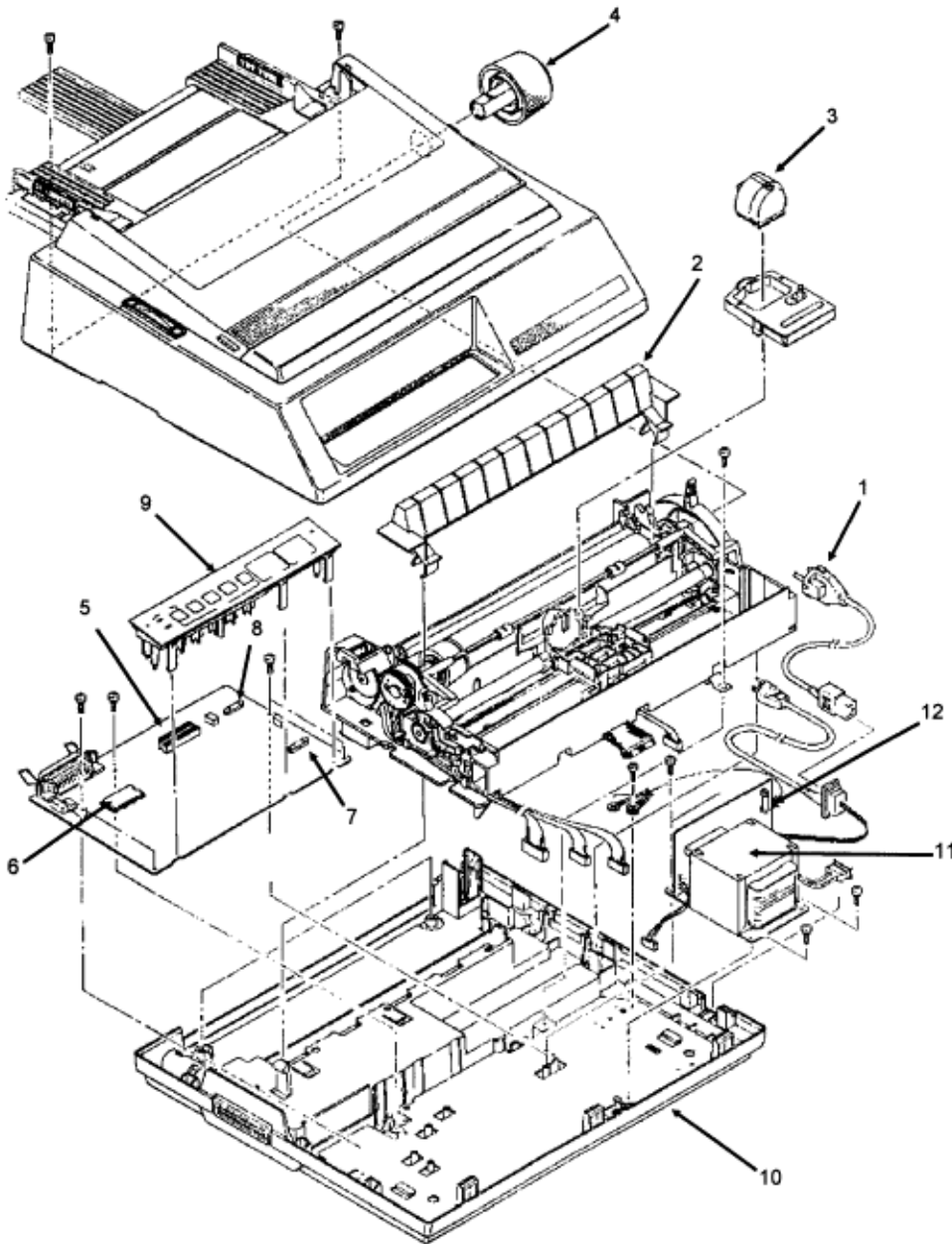
Item	Okidata P/N Oki-J P/N	Description	Comments <a href="#">Refer to B.1.02</a> 	Disassembly Procedure
1	50071101 2PA4094-1078G1	Separator: Sheet (Assembly)	RSPL Inc. 2 - 4	<a href="#">3.2.03</a> 
2	50071201 1PP4094-1079P1	Separator: Sheet		<a href="#">3.2.03</a> 
3	53510201 1PP4094-1080P1	Support: Sheet		<a href="#">3.2.03</a> 
4	53510401 2PP4094-1082P1	Guide: Sheet (L)		<a href="#">3.2.03</a> 
5	53510301 2PP4094-1081P1	Guide: Sheet (R)		<a href="#">3.2.03</a> 
6	53510101 1PP4094-1077P1	Cover: Access	RSPL	<a href="#">3.2.03</a> 
7	53510001 1PP4094-1076P1	Cover: Middle	RSPL	<a href="#">3.2.03</a> 
8	54148708 +T2P3-8-HHC	Screw: No. 3 x 8 MM Self Tapping	RSPL	<a href="#">3.2.20</a> 
9	53330101 2PP4094-1085P1	Plate: Shield	RSPL	<a href="#">3.2.20</a> 
10	53510601 1PP4094-1074P1	Cover: Lower	RSPL	<a href="#">3.2.20</a> 
11	53452701 4PB4025-1137P1	Foot: Rubber	RSPL	<a href="#">3.2.20</a> 
















---

Copyright 1997, Okidata, Division of OKI America, Inc. All rights reserved. See the OKIDATA Business Partner Exchange (BPX) for any updates to this material. (<http://bpx.okidata.com>)

**B.2.03 Printer Unit**

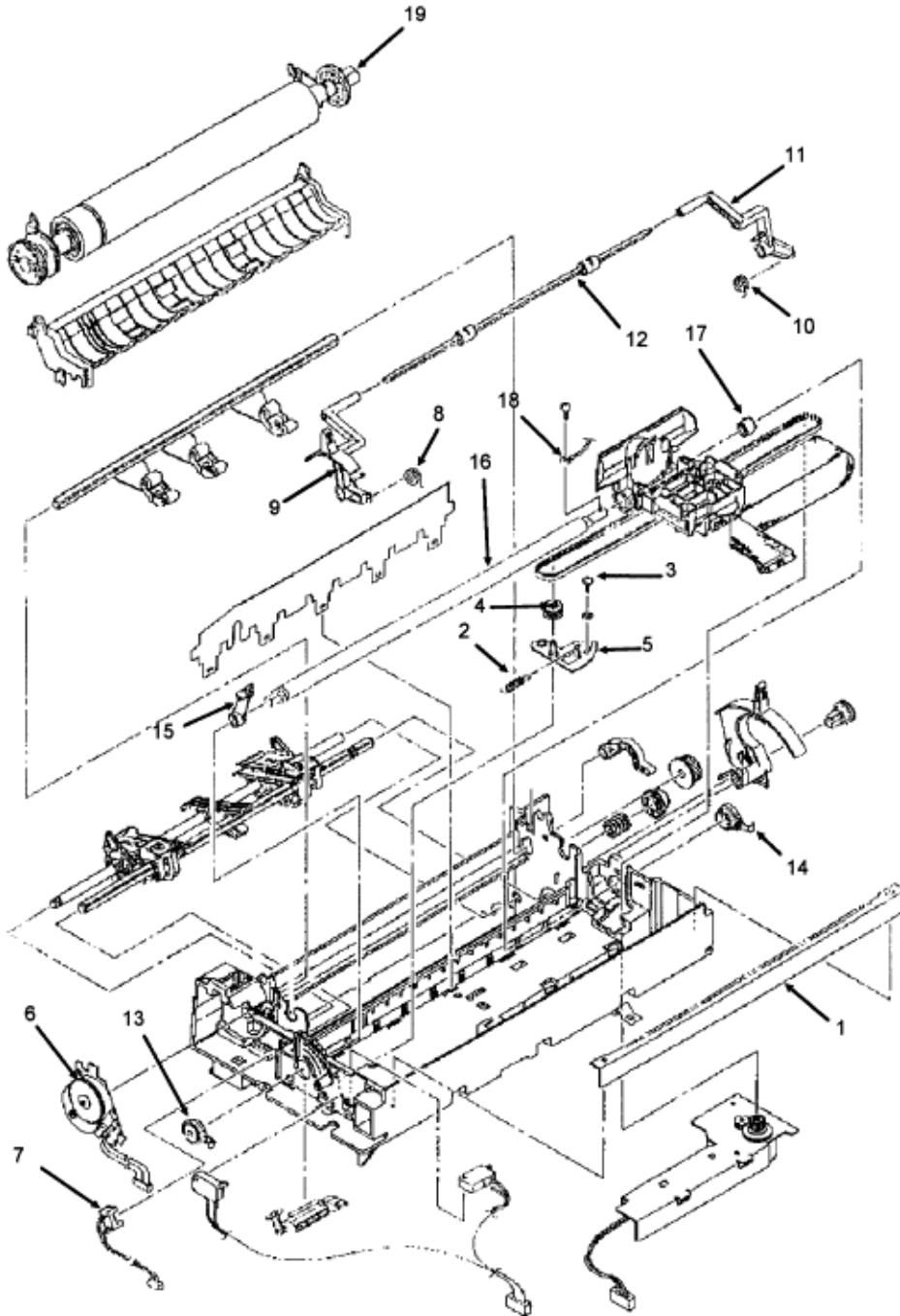
Part numbers are subject to change. Refer to Okilink II for current part numbers and pricing information.























Item	Okidata P/N Oki-J P/N	Description	Comments Refer to B.1.02 	Disassembly Procedure
1	N/A 3YS4011-1187P1	AC Cable		<a href="#">3.2.01</a> 
2	53511401 2PP4043-3688P1	Separator: Paper	RSPL	<a href="#">3.2.01</a> 
3	50079301 4YA4023-2011G2	Printhead	RSPL	<a href="#">3.2.02</a> 
4	51901101 3PP4025-2871P1	Knob: Platen	RSPL	<a href="#">3.2.03</a> 
5	55047801 4YA4042-1450G11	PCB: UMMB (Main Control) w/o ROM	RSPL	<a href="#">3.2.08</a> 
6	55938501 816A0326M0000	IC: EEPROM BR93CS46-Z-NW	RSPL	<a href="#">3.2.08</a> 
7	56304201 540A2046M1162	Fuse: 125V 1.6A	RSPL	<a href="#">3.2.08</a> 
8	56304301 540A2046M1252	Fuse: 125V 2.5A	RSPL	<a href="#">3.2.08</a> 
9	53524301 3PP4043-3783G1	Sheet: Operation Panel	RSPL	<a href="#">3.2.09</a> 
10	50071301 1PA4094-1073G1	Cover: Lower (Assembly)	RSPL	<a href="#">3.2.20</a> 
11	56408201 4YB4049-1482P1	Power Supply Unit 120V	RSPL	<a href="#">3.2.21</a> 
11	56408301 4YB4049-1498P1	Power Supply Unit 220/240V	RSPL	<a href="#">3.2.21</a> 
12	56304101 540A2046M1322	Fuse: 125V 3.15A	RSPL	<a href="#">3.2.21</a> 
12	56304501 540A2058T2132	Fuse: 250V 1.25A	RSPL	<a href="#">3.2.21</a> 

**B.2.04 Printer Mechanism (1 of 3)**

Part numbers are subject to change. Refer to Okilink II for current part numbers and pricing information.



Item	Okidata P/N Oki-J P/N	Description	Comments <a href="#">Refer to B.1.02</a> 	Disassembly Procedure
1	53510801 3PP4043-3755P1	Rack: Space	RSPL	<a href="#">3.2.04</a> 
2	50904801 LB-193000-1	Spring: Coil	RSPL	<a href="#">3.2.06</a> 
3	N/A 4PP4050-2621P1	Screw: Self Tapping		<a href="#">3.2.06</a> 
4	51219201 3PP4043-3683P1	Pulley: Idle	RSPL	<a href="#">3.2.06</a> 
5	53330301 4PP4043-3756G1	Bracket: Idle Pulley	RSPL	<a href="#">3.2.06</a> 
6	56507801 3PB4043-3772P1	Motor: Line Feed	RSPL	<a href="#">3.2.10</a> 
7	56106901 4YX4043-3781G1	Photosensor: (Assembly) Paper End	RSPL	<a href="#">3.2.11</a> 
8	50911801 4PB4025-2843P1	Spring: Bail Arm (L)	RSPL	<a href="#">3.2.12</a> 
9	53511001 2PP4043-3696P1	Bail Arm (L)	RSPL	<a href="#">3.2.12</a> 
10	50911701 4PB4025-2842P1	Spring: Bail Arm (R)	RSPL	<a href="#">3.2.12</a> 
11	53511101 3PP4043-3697P1	Bail Arm (R)	RSPL	<a href="#">3.2.12</a> 
12	51110501 4PB4043-3809P1	Shaft: Indicator (Assembly) Bail Bar	RSPL	<a href="#">3.2.12</a> 
13	51606501 4PP4043-3684P1	Bushing: Adjust (L)	RSPL	<a href="#">3.2.13</a> 
14	51606601 4PP4043-3685P1	Bushing: Adjust (R)	RSPL	<a href="#">3.2.13</a> 
15	53510701 3PP4043-3687P1	Lever: Adjust	RSPL	<a href="#">3.2.13</a> 
16	51110401 4PP4043-3769P1	Shaft: Carriage	RSPL	<a href="#">3.2.13</a> 
17	50704601 4PP4043-3686P1	Collar: Eccentric	RSPL	<a href="#">3.2.13</a> 

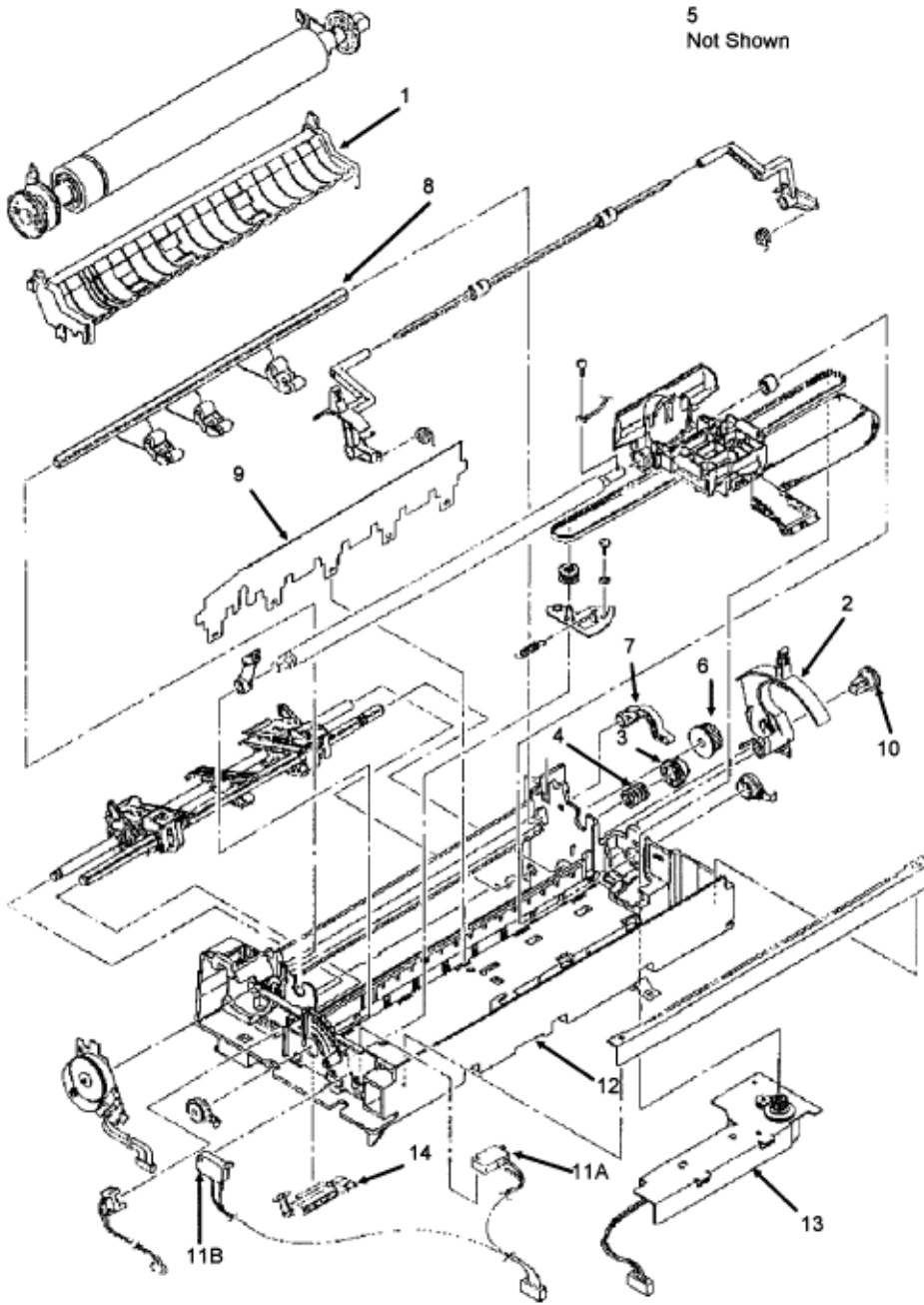
18	N/A 4YS4011-1607G2	Code: Earth		<a href="#">3.2.13</a> 
19	50061305 3PA4025-2811G5	Platen: (Assembly)	RSPL	<a href="#">3.2.14</a> 




---

Copyright 1997, Okidata, Division of OKI America, Inc. All rights reserved. See the OKIDATA Business Partner Exchange (BPX) for any updates to this material. (<http://bpx.okidata.com>)

**B.2.05 Printer Mechanism (2 of 3)**

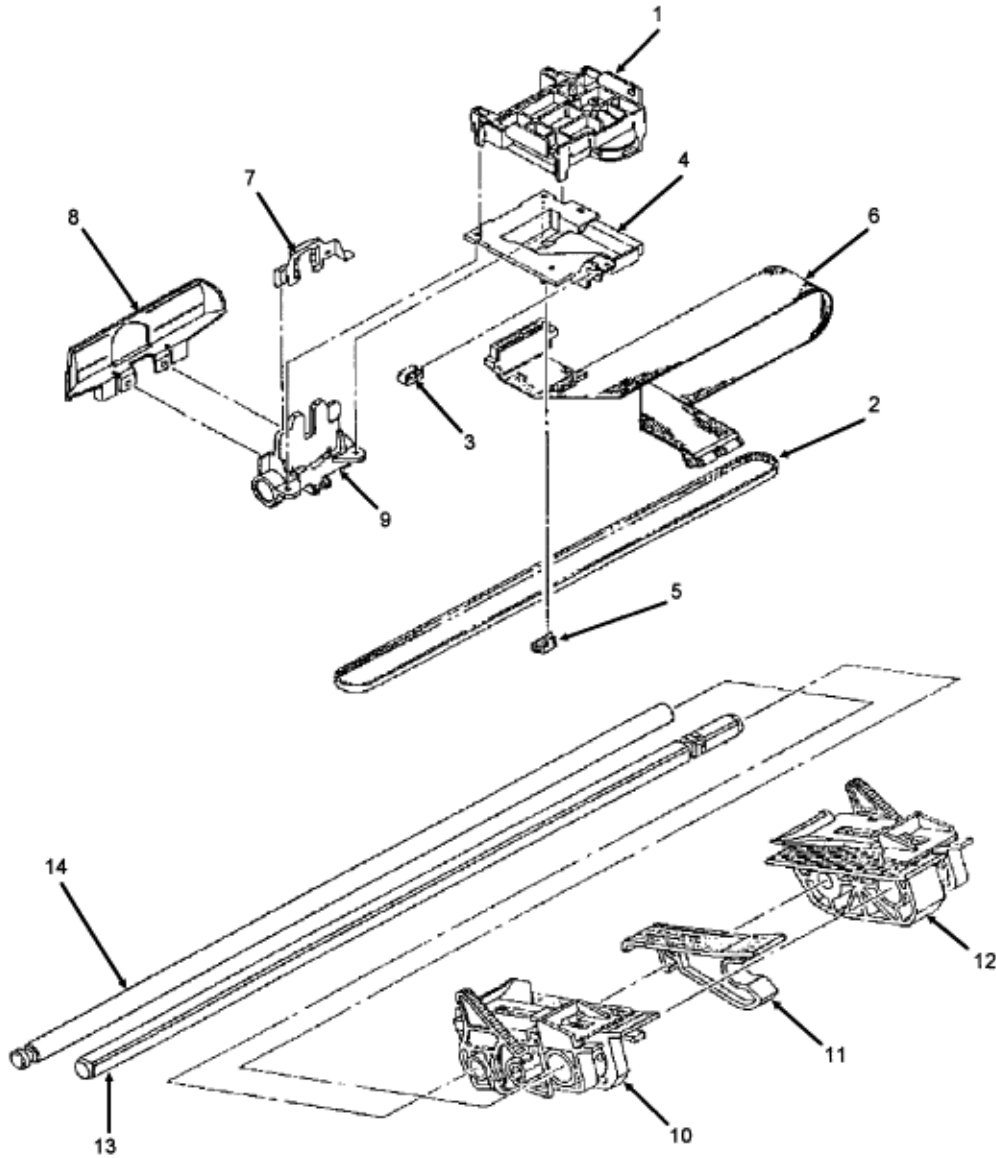
Part numbers are subject to change. Refer to Okilink II for current part numbers and pricing information.

















Item	Okidata P/N Oki-J P/N	Description	Comments <a href="#">Refer to B.1.02</a> 	Disassembly Procedure
1	50071701 3PA4043-3777G1	Chute: Paper (Assembly)	RSPL	<a href="#">3.2.15</a> 
2	53511201 3PP4043-3703P1	Lever: Release	RSPL	<a href="#">3.2.15</a> 
3	51219101 4PP4043-3705P1	Gear: Change	RSPL	<a href="#">3.2.15</a> 
4	50915101 4PP4043-3782P1	Spring: Change Gear	RSPL	<a href="#">3.2.15</a> 
5	58227501 N/A	Kit: Idler/Change Gear (ML300)	RSPL Inc. 6	<a href="#">3.2.15</a> 
6	51216001 4PP4025-2868P1	Gear: Idler		<a href="#">3.2.15</a> 
7	53511301 3PP4043-3704P1	Link: Release	RSPL	<a href="#">3.2.15</a> 
8	50071601 3PA4043-3773G1	Roller: Pressure (Assembly)	RSPL	<a href="#">3.2.15</a> 
9	50911501 3PP4025-2819P1	Guide: Paper Pressure	RSPL	<a href="#">3.2.16</a> 
10	51216101 4PP4025-2869P1	Gear: Tractor	RSPL	<a href="#">3.2.17</a> 
11 A	56211301 4YX4043-3780G1	Microswitch: (Assembly) SASF	RSPL	<a href="#">3.2.18</a> 
11 B	56211301 4YX4043-3780G1	Microswitch: (Assembly) Home Position	RSPL	<a href="#">3.2.19</a> 
12	50071401 2PA4043-3751G1	Chassis: Mechanism (Assembly)	RSPL	<a href="#">3.2.20</a> 
13	56507901 3PB4043-3762P1	Motor: Space (Assembly)	RSPL	<a href="#">3.2.22</a> 
14	53510901 3PP4043-3690P1	Lever: Bottom Paper Guide	RSPL	<a href="#">3.2.23</a> 

**B.2.06 Printer Mechanism (3 of 3)**

Part numbers are subject to change. Refer to Okilink II for current part numbers and pricing information.



Item	Okidata P/N Oki-J P/N	Description	Comments <a href="#">Refer to B.1.02</a> 	Disassembly Procedure

1	50071501 4PA4043-3767G1	Gear: Ribbon Feed (Assembly)	RSPL	<a href="#">3.2.05</a> 
2	51304001 4PB4043-3759P1	Belt: Mini-Pitch (Space Belt)	RSPL	<a href="#">3.2.06</a> 
3	51004001 4PP4043-3768P1	Slider	RSPL	<a href="#">3.2.06</a> 
4	53330401 2PP4043-3801P1	Plate: Carriage	RSPL	<a href="#">3.2.06</a> 
5	50704701 4PP4043-3802P1	Clamp: Belt	RSPL	<a href="#">3.2.06</a> 
6	56725301 3PB4043-3766P1	Connector: Head (Assembly) Head Cable	RSPL	<a href="#">3.2.07</a> 
7	50702901 4PP4025-1048P1	Clamp: Head	RSPL	<a href="#">3.2.13</a> 
8	53056201 3PP4025-2836P1	Protector: Ribbon	RSPL	<a href="#">3.2.13</a> 
9	53330201 4PP4043-3764G1	Frame: Carriage	RSPL	<a href="#">3.2.13</a> 
10	50071901 4PA4043-3779G1	Tractor: Pin [L] (Assembly)	RSPL	<a href="#">3.2.17</a> 
11	51003901 4PP4043-3741P1	Guide: Center	RSPL	<a href="#">3.2.17</a> 
12	50071801 4PA4043-3778G1	Tractor: Pin [R] (Assembly)	RSPL	<a href="#">3.2.17</a> 
13	51109503 4PB4043-3865P1	Shaft: Drive	RSPL	<a href="#">3.2.17</a> 
14	51110601 4PP4043-3784P1	Shaft: Lock	RSPL	<a href="#">3.2.17</a> 

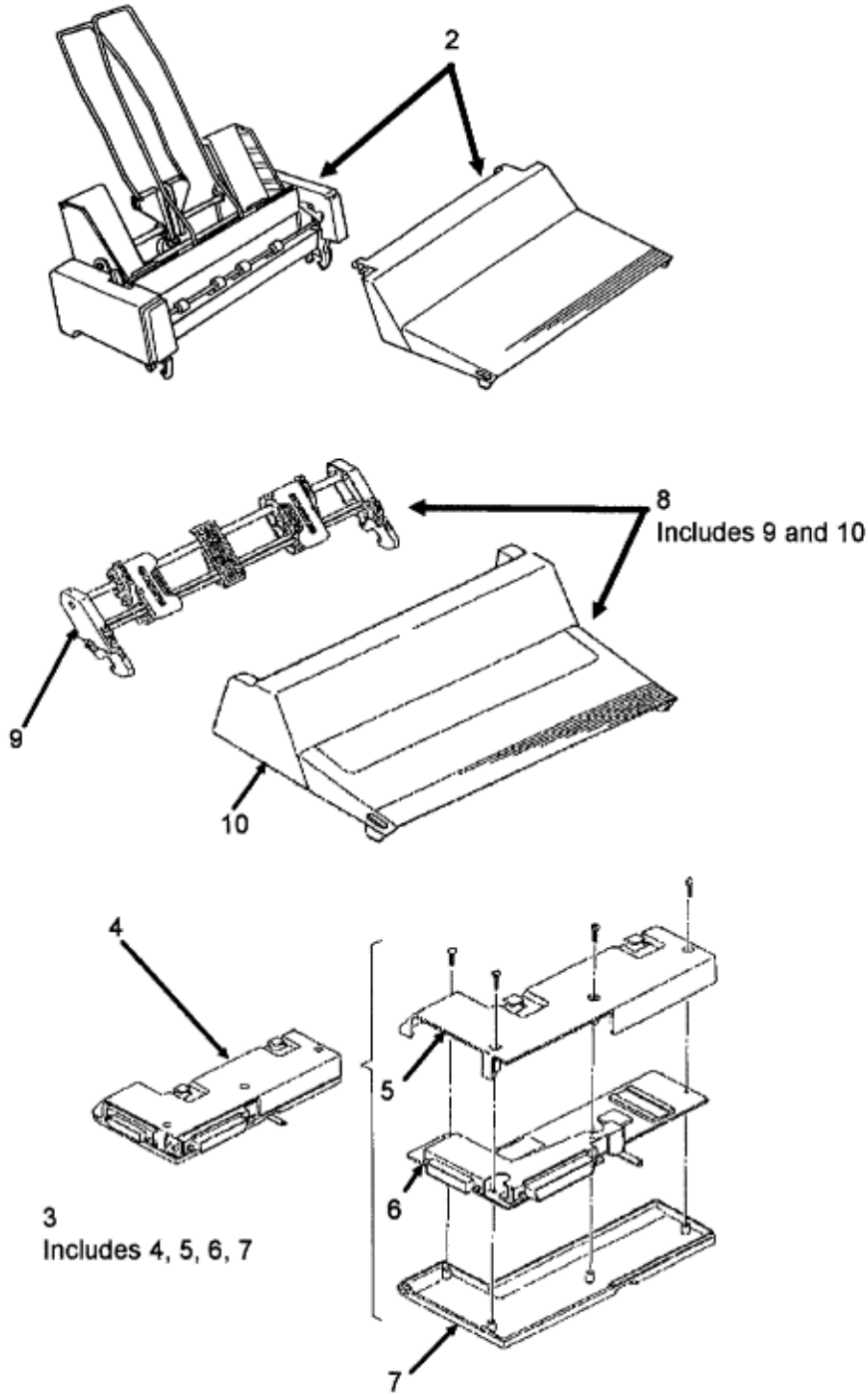


---

**B.2.07 Option Parts**

Part numbers are subject to change. Refer to Okilink II for current part numbers and pricing information.

1 is not shown



Item	Okidata P/N Oki-J P/N	Description	Comments Refer to B.1.02 	Disassembly Procedure
------	--------------------------	-------------	---	--------------------------

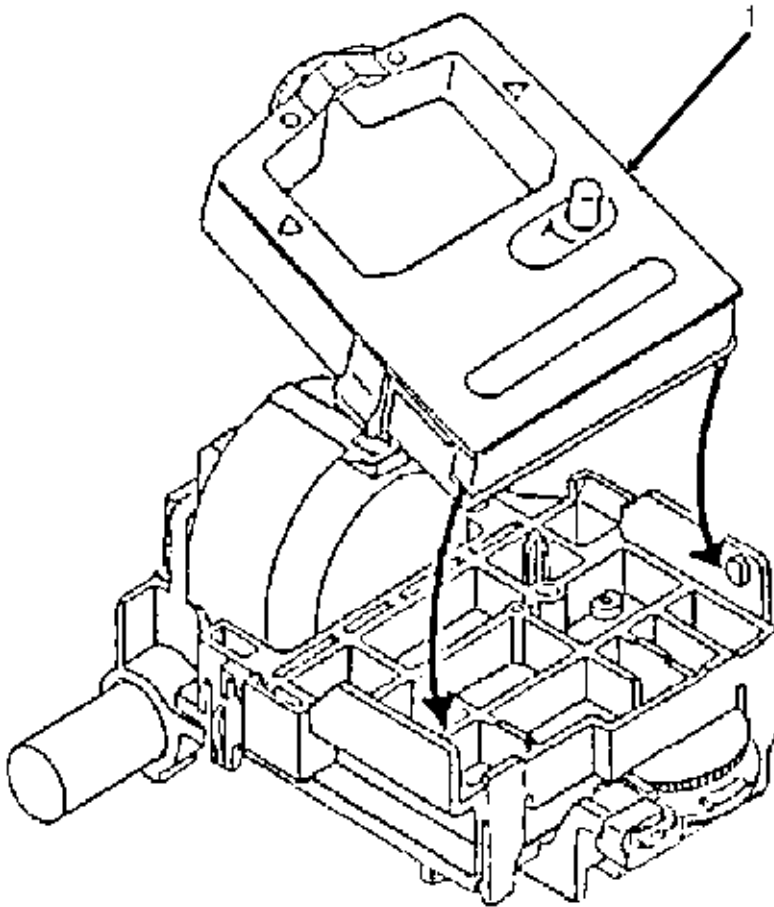
1	7000803	Kit: IBM PC Cable Kit for Parallel Printers	Option	N/A
2	70016001	Kit: Cut Sheet Feeder 3800 Single Bin (ML380)	Option	N/A
3	70016101	Kit: Super Speed RS-232C (ML380)	Option Incl 4 5 6 7	N/A
4	N/A 4YA4042-1451G1	Module: Interface (RS232C)	Option Inc. 5 6 7	N/A
5	53511601 2PP4043-3718P1	Cover: Upper (RS232C I/F)	Option RSPL Part of 4	N/A
6	55047901 4YA4042-1451G11	PCB: UMRS (RS232C I/F) w/o ROM	Option RSPL Part of 4	N/A
7	53511501 2PP4043-3717P1	Cover: Lower (RS232C I/F)	Option RSPL Part of 4	N/A
8	70015901	Kit: Pull Tractor (ML380)	Option Inc 9 and 10	N/A
9	50072001 3PA4025-2971G1	Unit: Tractor	Option Part of 8	N/A
10	53510501 1PP4094-1084P1	Cover: Tractor	Option Part of 8	N/A

---

Copyright 1997, Okidata, Division of OKI America, Inc. All rights reserved. See the OKIDATA Business Partner Exchange (BPX) for any updates to this material. (<http://bpx.okidata.com>)

**B.2.08 Consumables**

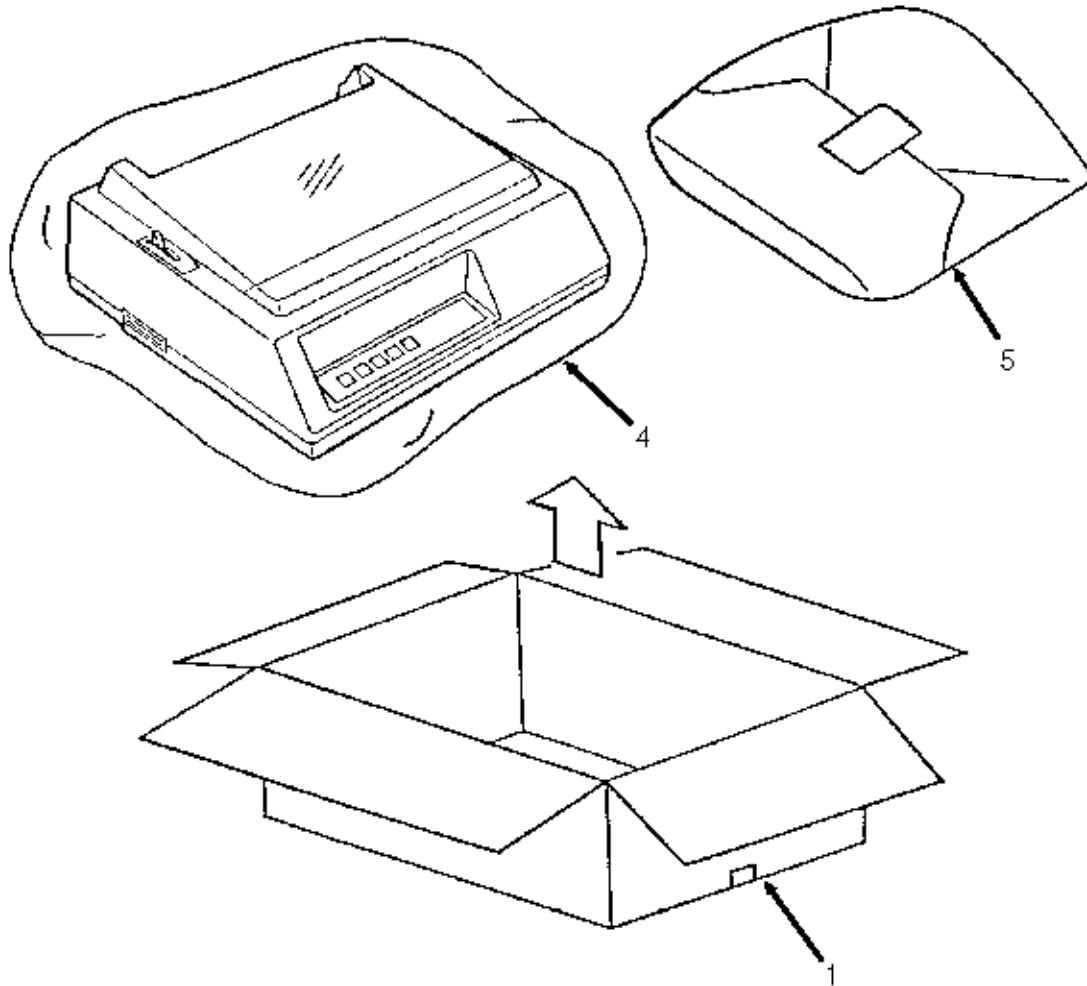
Part numbers are subject to change. Refer to Okilink II for current part numbers and pricing information.



Item	Okidata P/N Oki-J P/N	Description	Comments <a href="#">Refer to B.1.02</a>	Disassembly Procedure
1	52104001 N/A	Ribbon: Cartridge	Consumable	<a href="#">3.2.02</a>

**B.2.09 Packaging**

Part numbers are subject to change. Refer to Okilink II for current part numbers and pricing information.



2  
Not Shown

3  
Not Shown

Item	Okidata P/N Oki-J P/N	Description	Comments <a href="#">Refer to B.1.02</a> 📄	Disassembly Procedure
1	53506702 N/A	Box: Graphic (Microline 380)		N/A

2	53529702 N/A	Foam: End Cap (Left)		N/A
3	53529701 N/A	Foam: End Cap (Right)		N/A
4	N/A N/A	Bag: Printer		N/A
5	N/A N/A	Bag: Accessories		N/A

---

Copyright 1997, Okidata, Division of OKI America, Inc. All rights reserved. See the OKIDATA Business Partner Exchange (BPX) for any updates to this material. (<http://bpx.okidata.com>)




## Service Guide ML380

### Chapter B Illustrated Parts Listing

#### B.2.10 Documentation


Part numbers are subject to change. Refer to Okilink II for current part numbers and pricing information.

Item	Okidata P/N Oki-J P/N	Description	Comments <a href="#">Refer to B.1.02</a> 	Disassembly Procedure
1#	58217701 N/A	Kit: ML380 Service Training	Document	N/A
1#	58217702 N/A	Kit: ML380 Service Training	Document	N/A
1#	58217703 N/A	Kit: ML380 Service Training	Document	N/A
2	58232301 N/A	Package: User's Documentation	Document Inc. 3 4 5 6	N/A
3	52033001 N/A	Card: QA Reply	Document Part of 2	N/A
4	53436029 N/A	Bag: Poly 9" x 12"	Document Part of 2	N/A
5	58052101 N/A	Guide: Customer Service	Document Part of 2	N/A
6	59235901 N/A	Handbook: Printer	Document Part of 2	N/A
6	59235902 N/A	Handbook: Printer	Document Part of 2	N/A
6	59235903 N/A	Handbook: Printer	Document Part of 2	N/A
7	59236401 N/A	Manual: Maintenance	Document	N/A
8	59236501 N/A	Manual: Troubleshooting	Document	N/A
9	59238401	Manual: Maintenance CSF 3800	Document	N/A
10	58054901 N/A	Product Specifications	Document	N/A

11	59239101	Product Specifications ML380 Serial Interface	Document	N/A
12	59239001	Product Specifications ML380 CSF 3800	Document	N/A

\* To order Marketing Literature, complete an Okidata Marketing Literature Order Form. Fax the completed form to Okidata Marketing Communications.

\*\* Obtain this form by faxing a request to Okidata Marketing Communications. Refer to the Service Center Reference Guide for information on contacting Okidata.

Item	Okidata P/N Oki-J P/N	Description	Comments <a href="#">Refer to B.1.02</a> 	Disassembly Procedure
13	N/A N/A	Okidata Service Center Reference Guide	Document	N/A
14	53547501 N/A	Okidata Support 3-Ring Binder	Document	N/A
15	58067201 N/A	ABCD Warranty Claim Forms (Pkg of 20)	Document	N/A
16	58052401 N/A	Warranty Summary Forms (Pkg of 20)	Document	N/A
17	N/A N/A	Printer Drivers	Refer to Okilink	N/A
18	N/A N/A	Product Updates	Document Refer to Okilink	N/A
19	N/A N/A	Recommended Spare Parts List	Document Refer to Okilink	N/A
20	N/A N/A	Software	Refer to Okilink	N/A
21	N/A N/A	Technical Service Bulletins	Document Refer to Okilink	N/A
22 *	N/A N/A	Marketing Literature	Document	N/A
23 *	N/A N/A	Okidata Marketing Literature Order Form	Document	N/A

\* To order Marketing Literature, complete an Okidata Marketing Literature Order Form. Fax the completed

form to Okidata Marketing Communications.

\* \* Obtain this form by faxing a request to Okidata Marketing Communications. Refer to the Service Center Reference Guide for information on contacting Okidata.

---

Copyright 1997, Okidata, Division of OKI America, Inc. All rights reserved. See the OKIDATA Business Partner Exchange (BPX) for any updates to this material. (<http://bpx.okidata.com>)



## Service Guide ML380


### Chapter B Illustrated Parts Listing

#### B.2.11 Service Training Kit Revision List

P/N 58217701 Microline 380 Service Training Kit

*This kit was replaced by P/N 58217702.*


*Items in the training kit (except for the Printer Handbook) are NOT available separately.*

Item	Okidata P/N Oki-J P/N	Description	Comments <a href="#">Refer to B.1.02</a> 	Disassembly Procedure
1 A	58217701 N/A	Kit: ML380 Service Training	Document	N/A
2 A	52046201 N/A	Label: Kit	Document	N/A
3 A	58055201 N/A	Sheet: Cover Letter	Document	N/A
4 A	59238901 N/A	Guide: Study	Document	N/A
5 A	59238701 N/A	Manual: Training	Document	N/A
6 A	59235901 N/A	Handbook: Printer	Document	N/A
7 A	59238801 N/A	Service Videotape	Document	N/A
8 A	52046202 N/A	Label: Service Videotape Case	Document	N/A
9 A	52046202 N/A	Label: Service Videotape Front	Document	N/A
10 A	52046202 N/A	Label: Service Videotape Spine	Document	N/A
11 A	57517101 N/A	Red Vinyl Case (VHS Videotape)	Document	N/A
12 A	53533001 N/A	Storage Box	Document	N/A

P/N 58217702 Microline 380 Service Training Kit

*This kit was replaced by P/N 58217703.*


*Items in the training kit (except for the Printer Handbook) are NOT available separately.*

Item	Okidata P/N Oki-J P/N	Description	Comments <a href="#">Refer to B.1.02</a> 	Disassembly Procedure
1 B	58217702 N/A	Kit: ML380 Service Training	Document	N/A
2 B	52046201 Rev B N/A	Label: Kit	Document	N/A
3 B	58055202 N/A	Sheet: Read Me First	Document	N/A
4 B	59238702 N/A	Handbook: Service	Document	N/A
5 B	59261901 N/A	User's Documentation	Document	N/A
6 B	59235903 N/A	Handbook: Printer	Document	N/A

P/N 58217703 Microline 380 Service Training Kit

*This kit replaces P/N 58217702.*

*Items in the training kit (except for the Printer Handbook) are NOT available separately.*

Item	Okidata P/N Oki-J P/N	Description	Comments <a href="#">Refer to B.1.02</a> 	Disassembly Procedure
1 B	58217703 N/A	Kit: ML380 Service Training	Document	N/A
2 B	52046203 N/A	Label: Kit	Document	N/A
3 B	58055203 N/A	Sheet: Read Me First	Document	N/A
4 B	59238703 N/A	Handbook: Service	Document	N/A
5 B	59235903 N/A	Handbook: Printer	Document	N/A